



300092.00182

CRUISER 2 LB LED DALI 155W 25200lm 4000K gray

Industrial luminaire for LED light sources.

TECHNICAL DATA

Mounting: surface mounted, in the ceiling, with mounting frame (sold separately), suspended, on chains (on request), for hanging on a cable, with special mounting bracket (on request)

Body: high pressure die-cast aluminum

Colour: gray

RAL: 7035

MD motion sensor: No

Double or reinforced insulation: No

Installation on a non-flammable surface: No

Do not cover with insulating material: No

Luminaire with limited surface temperature: yes

Operating temperature range [°C]: -25 ... +45

ELECTRICAL DATA

Power supply efficiency: >95%

Power: 220-240V 50/60Hz

Includes light source: yes

Type of equipment: DALI

Replacement of conventional technology [W]: 250W MH (300W)

Safe power supply with low voltage SELV: No

Light source / lamp: LED

Electrical connection: max 3x2,5 mm² wire

OPTICAL DATA

Light distribution: rotationally-symmetric

Way of lighting: direct

Reflector: white

Diffuser: tempered glass

CRI/Ra: ≥70

Beam angle: 100°

Lumen luminaire [lm]: 25200

Colour

temperature [K]: 4000

GENERAL DATA

Lifetime (L80B10): 100 000 h

Lifetime (L90B10): 50 000 h

Additional information: Ball impact resistance. The possibility of using one or more power supplies in the luminaire.

Other remarks: Beam angle: 100°

Warranty: 3 years

Application: warehouses, logistics centers, industrial facilities, sport facilities, roofing



Code	Replacement of conventional technology [W]	Type of equipment	Luminaire power [W]	Lumen luminaire [lm]	Efficacy [lm/W]	Colour temperature [K]	CRI/Ra	Operating temperature range [°C]
300092.00182	250W MH (300W)	DALI	155	25200	163	4000	≥70	-25 ... +45

Luminous flux tolerance +/- 10%.

Power tolerance +/- 5%.

Lighting beam, light intensity distribution and light efficiency were examined in accordance with the EN ISO 17025:2005 norm for EN13032 norm series and the LM-79 norm.

Manufacturer does not provide suspension components.

Up-to-date product info and General Warranty Terms available on our website www.luglightfactory.com

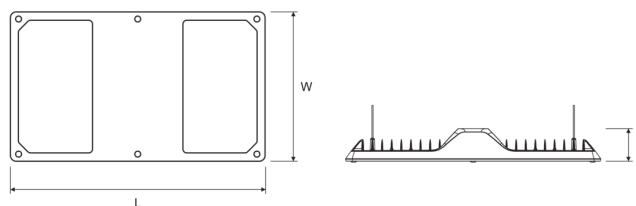
Detailed information on luminous fluxes and powers for individual indexes are indicated on the product data sheet.

The parameters in the data sheet are given for Ta=25°C.

Date of issue: 9-9-2019

The LUG Company reserves right to introduce any construction changes and improvements into the lighting luminaires

Code	Dimensions [mm] L W H	Mounting dimensions [mm] L	Pallet quantity	Quantity in package	Net weight [kg]
300092.00182	515 345 90	430	40	1	6,5



ACCESSORIES



150020.00821

Adjustable mounting bracket



150020.00957

Adjustable mounting bracket for mounting without roof



150020.00824

Bracket for surface mounting



150020.00956

Bracket for surface mounting without roof




150021.00917

Frame for recessed mounting



150021.00941

Frame for recessed mounting without roof



150010.00973


Suspended frame for connecting two CRUISER 2 LED or CRUISER 2 LB LED luminaires



150020.00990

Mounting bracket for hanging CRUISER 2 LED/CRUISER 2 LB LED luminaires on a cable

ADDITIONAL PHOTOS



Luminous flux tolerance +/- 10%.

Power tolerance +/- 5%.

Lighting beam, light intensity distribution and light efficiency were examined in accordance with the EN ISO 17025:2005 norm for EN13032 norm series and the LM-79 norm.

Manufacturer does not provide suspension components.


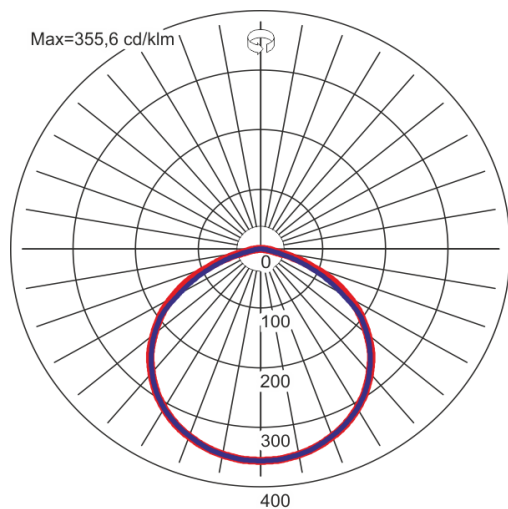
Up-to-date product info and General Warranty Terms available on our website www.luglightfactory.com

Detailed information on luminous fluxes and powers for individual indexes are indicated on the product data sheet.

The parameters in the data sheet are given for Ta=25°C.

Date of issue: 9-9-2019

The LUG Company reserves right to introduce any construction changes and improvements into the lighting luminaires

LIGHT BEAM CURVES**WAY OF LIGHTING**

Luminous flux tolerance +/- 10%.

Power tolerance +/- 5%.

Lighting beam, light intensity distribution and light efficiency were examined in accordance with the EN ISO 17025:2005 norm for EN13032 norm series and the LM-79 norm.

Manufacturer does not provide suspension components.

Up-to-date product info and General Warranty Terms available on our website www.luglightfactory.com

Detailed information on luminous fluxes and powers for individual indexes are indicated on the product data sheet.

The parameters in the data sheet are given for Ta=25°C.

Date of issue: 9-9-2019

The LUG Company reserves right to introduce any construction changes and improvements into the lighting luminaires