



090442.3L01.011

CRUISER 2 PLUS LED 30200lm 4000K tempered glass IP66 55° gray

Industrial luminaire for LED light sources.

TECHNICAL DATA

Mounting: surface mounted, in the ceiling, with mounting frame (sold separately), suspended, on chains (on request), for hanging on a cable, with special mounting bracket (on request)

Body: high pressure die-cast aluminum

Colour: gray

RAL: 7035

Luminaire with limited surface temperature: yes

Operating temperature range [°C]: -40 ... +45

ELECTRICAL DATA

Power supply efficiency: 90%

Power: 220-240V 50/60Hz

Includes light source: yes

Output current [mA]: 700

Type of equipment: DALI

Replacement of conventional technology [W]: 400W MH

Light source / lamp: LED

Electrical connection: max 5x2,5 mm² wire

OPTICAL DATA

Light distribution: rotationally-symmetric

Way of lighting: direct

Type of optic: lens

Diffuser: tempered glass

CRI/Ra: ≥70

Beam angle: 55°

Lumen luminaire [lm]: 30200

Colour

temperature [K]: 4000

GENERAL DATA

Lifetime (L80B10): 100 000 h

Additional information: Ball impact resistance. The possibility of using one or more power supplies in the luminaire.

Warranty: 5 years

Application: warehouses, logistics centers, industrial facilities, sport facilities, roofing, outdoor installation without roof on special request (index extension: .985)



Code	Type of equipment	Beam angle	Luminaire power [W]	Lumen luminaire [lm]	Efficacy [lm/W]	Colour temperature [K]	CRI/Ra	Operating temperature range [°C]
090442.3L01.011	DALI	55°	204	30200	148	4000	≥70	-40 ... +45

Outdoor installation without roof on special request (index extension: .985).

Luminous flux tolerance +/- 10%.

Power tolerance +/- 5%.

Lighting beam, light intensity distribution and light efficiency were examined in accordance with the EN ISO 17025:2005 norm for EN13032 norm series and the LM-79 norm.

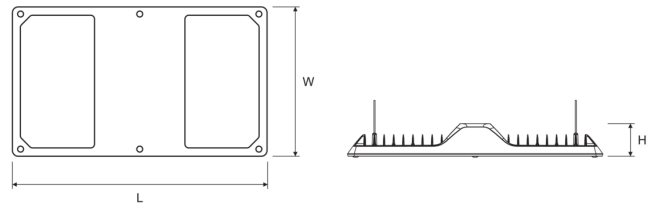
Manufacturer does not provide suspension components.

Up-to-date product info and General Warranty Terms available on our website www.luglightfactory.com









Detailed information on luminous fluxes and powers for individual indexes are indicated on the product data sheet.

The parameters in the data sheet are given for Ta=25°C.

Code	Dimensions [mm] L W H	Mounting dimensions [mm] L	Pallet quantity	Quantity in package	Net weight [kg]
090442.3L01.011	675 398 90	590	30	1	11,0


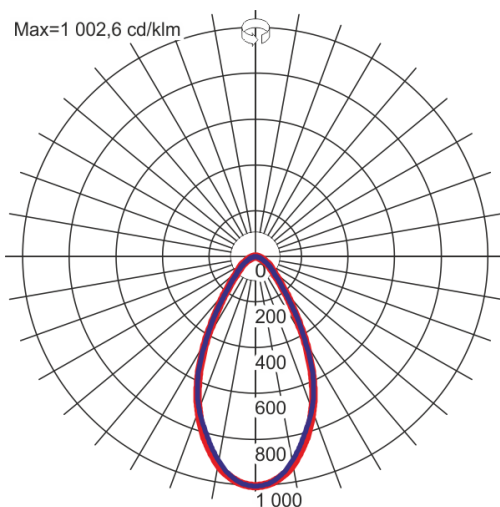


ACCESSORIES

	150020.00823	Adjustable mounting bracket		150020.00955	Adjustable mounting bracket for mounting without roof
	150020.00824	Bracket for surface mounting		150020.00956	Bracket for surface mounting without roof
	150021.00918	Frame for recessed mounting		150021.01011	Frame for recessed mounting without roof
	150010.00974	Suspended frame for connecting two CRUISER 2 PLUS LED or CRUISER 2 PLUS LB LED luminaires		150020.00991	Mounting bracket for hanging CRUISER 2 PLUS LED/CRUISER 2 PLUS LB LED luminaires on a cable

LIGHT BEAM CURVES

WAY OF LIGHTING



Outdoor installation without roof on special request (index extension: .985).

Luminous flux tolerance +/- 10%.

Power tolerance +/- 5%.

Lighting beam, light intensity distribution and light efficiency were examined in accordance with the EN ISO 17025:2005 norm for EN13032 norm series and the LM-79 norm.

Manufacturer does not provide suspension components.

Up-to-date product info and General Warranty Terms available on our website www.luglightfactory.com

Detailed information on luminous fluxes and powers for individual indexes are indicated on the product data sheet.

The parameters in the data sheet are given for $T_a=25^{\circ}\text{C}$.