


090442.3L01.013
CRUISER 2 PLUS LED 30000lm 4000K tempered glass IP66 110° gray

Industrial luminaire for LED light sources.

TECHNICAL DATA

Mounting: surface mounted, in the ceiling, with mounting frame (sold separately), suspended, on chains (on request), for hanging on a cable, with special mounting bracket (on request)

Body: high pressure die-cast aluminum

Colour: gray

RAL: 7035

Luminaire with limited surface temperature: yes

Operating temperature range [°C]: -40 ... +45

ELECTRICAL DATA

Power supply efficiency: 90%

Power: 220-240V 50/60Hz

Includes light source: yes

Output current [mA]: 700

Type of equipment: DALI

Replacement of conventional technology [W]: 400W MH

Light source / lamp: LED

Electrical connection: max 5x2,5 mm² wire

OPTICAL DATA

Light distribution: rotationally-symmetric

Way of lighting: direct

Type of optic: lens

Diffuser: tempered glass

CRI/Ra: ≥70

Beam angle: 110°

Lumen luminaire [lm]: 30000

Colour

temperature [K]: 4000

GENERAL DATA

Lifetime (L80B10): 100 000 h

Additional information: Ball impact resistance. The possibility of using one or more power supplies in the luminaire.

Warranty: 5 years

Application: warehouses, logistics centers, industrial facilities, sport facilities, roofing, outdoor installation without roof on special request (index extension: .985)



Code	Type of equipment	Beam angle	Luminaire power [W]	Lumen luminaire [lm]	Efficacy [lm/W]	Colour temperature [K]	CRI/Ra	Operating temperature range [°C]
090442.3L01.013	DALI	110°	204	30000	147	4000	≥70	-40 ... +45

Outdoor installation without roof on special request (index extension: .985).

Luminous flux tolerance +/- 10%.

Power tolerance +/- 5%.

Lighting beam, light intensity distribution and light efficiency were examined in accordance with the EN ISO 17025:2005 norm for EN13032 norm series and the LM-79 norm.

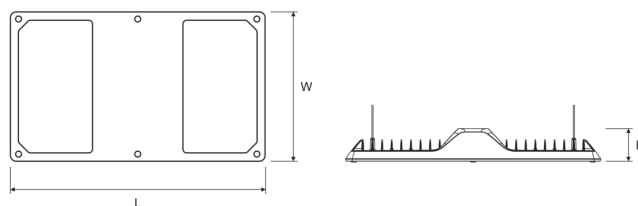
Manufacturer does not provide suspension components.

Up-to-date product info and General Warranty Terms available on our website www.luglightfactory.com

Detailed information on luminous fluxes and powers for individual indexes are indicated on the product data sheet.

The parameters in the data sheet are given for Ta=25°C.

Code	Dimensions [mm] L W H	Mounting dimensions [mm] L	Pallet quantity	Quantity in package	Net weight [kg]
090442.3L01.013	675 398 90	590	30	1	11,0



ACCESSORIES



150020.00823

Adjustable mounting bracket



150020.00955

Adjustable mounting bracket for mounting without roof



150020.00824

Bracket for surface mounting



150020.00956

Bracket for surface mounting without roof




150021.00918

Frame for recessed mounting



150021.01011

Frame for recessed mounting without roof



150010.00974

Suspended frame for connecting two CRUISER 2 PLUS LED or CRUISER 2 PLUS LB LED luminaires


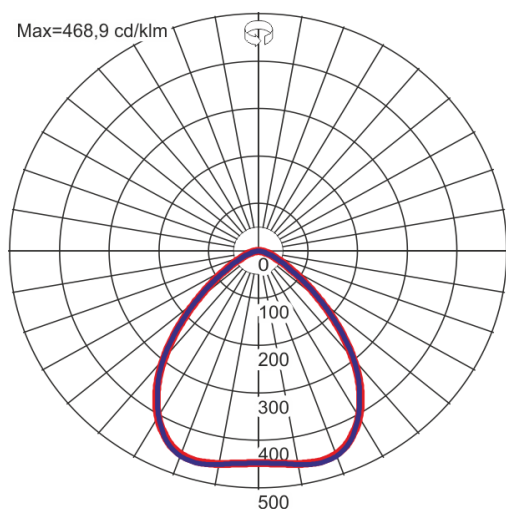


150020.00991

Mounting bracket for hanging CRUISER 2 PLUS LED/CRUISER 2 PLUS LB LED luminaires on a cable

LIGHT BEAM CURVES

WAY OF LIGHTING



Outdoor installation without roof on special request (index extension: .985).

Luminous flux tolerance +/- 10%.

Power tolerance +/- 5%.

Lighting beam, light intensity distribution and light efficiency were examined in accordance with the EN ISO 17025:2005 norm for EN13032 norm series and the LM-79 norm.

Manufacturer does not provide suspension components.

Up-to-date product info and General Warranty Terms available on our website www.luglightfactory.com

Detailed information on luminous fluxes and powers for individual indexes are indicated on the product data sheet.

The parameters in the data sheet are given for Ta=25°C.

Date of issue: 9-9-2019

The LUG Company reserves right to introduce any construction changes and improvements into the lighting luminaires