





"Weatherproof" for outdoor installation



KF 1000 B






IP

66/67

IP

69

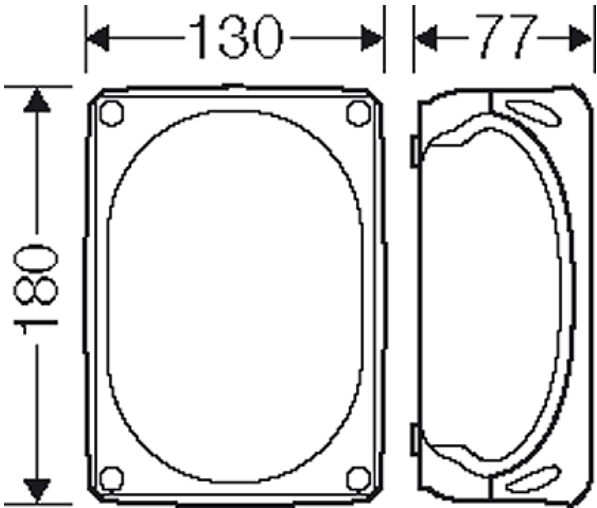


- without terminals
- with two cable entries M 25 from the rear side
- cable entries via knockouts, order ASS separately (see cable entry systems LES)
- "weatherproof" resistant to weather influences (UV due to solar radiation, protected against rainwater, temperature resistant, impact resistant, etc.)
- saltwater-proof
- "offshore applications"
- lid fasteners sealable without accessories
- retaining strap and external brackets for wall fixing included
- colour: black, RAL 9011


| | |
|--------------------------|---|
| rated insulation voltage | U _i = 1000 V a.c./d.c. |
| material | PC-GFS (polycarbonate) |
| degree of protection | IP 66 / IP 67 / IP 69 IP 67, temporary submersion IP 69, water pressure max. 100 bar, water temperature max. 80 °C, distance ≥ 0.15 m |
| mounting width | 150 mm |
| mounting height | 97 mm |
| max. installation depth | 62 mm |
| width | 180 mm |
| height | 130 mm |
| depth | 77 mm |
| weight | 0,255 kg |
| in accordance with | IEC 60670-22 |
| in accordance with | DNV GL - Certificate No: TAE00000EE |

Drawings




Dimension drawing



”Weatherproof“ for outdoor installation




KF 1000 B

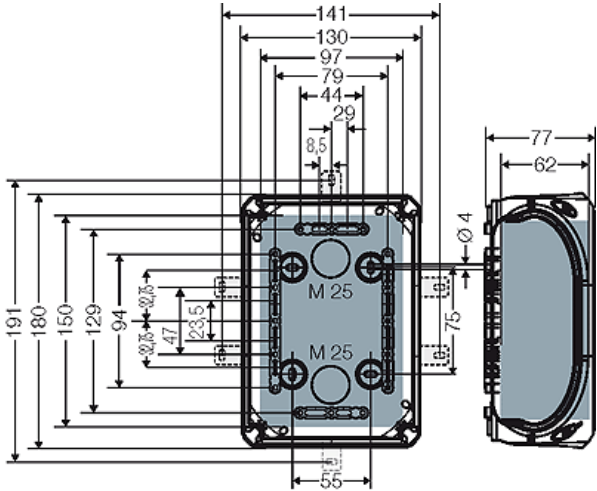




IP
66/67

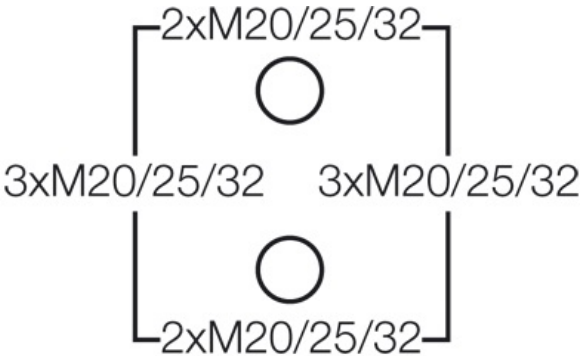
IP
69



Detail mass



Box walls




Operating and ambient conditions


| | |
|--|---|
| Application area | Suitable for outdoor installation (harsh environment and/or outdoor). To reduce the formation and accumulation of condensed water see technical information. |
| Resistant to occasional cleaning procedures (direct jet) | Resistance to occasional cleaning procedures (direct jet) with high-pressure cleaner without cleaning additives, water pressure: max 100 bar, water temperature: max 80 °C, distance ≥ 0.15 m, in accordance with DIN EN 60529:2014-09 (IEC 60529:2013) = IP 69. Only with cable entries HENSEL AKM or ASS. |
| Ambient temperature | Average value over 24 hours + 55 °C Maximum value + 70 °C Minimum value - 25 °C |
| Fire protection in the event of internal faults | Demands placed on electrical devices from standards and laws Minimum requirements - Glow wire test in accordance with IEC 60695-2-11: - 650°C for boxes and cable glands - 850°C for parts of insulating material necessary to retain current carrying parts in position |
| Burning behaviour | Glow wire test IEC 60695-2-11: 960 °C UL Subject 94: V-0 flame-retardant self-extinguishing |

"Weatherproof" for outdoor installation



KF 1000 B





| | |
|--|--|
| Degree of protection against mechanical load | IK09 (10 Joule) |
| Toxic behaviour | halogen-free silicone-free "halogen-free" in accordance with the examination of the cables and insulated wires - corrosiveness of fumes - as per IEC 60754-2 |
| Note: | For material properties see technical data. |