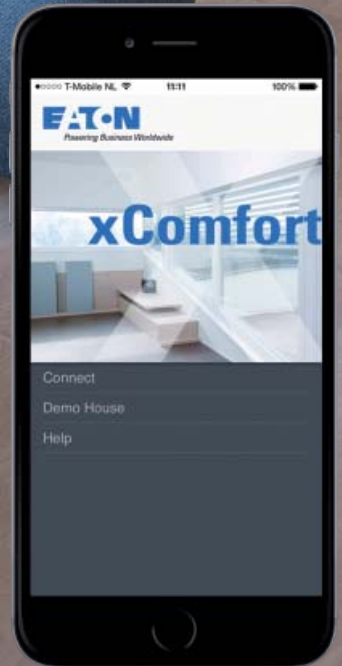


# xComfort

## Overview and Selection Tool



# Electro-technically in safe hands

**One thing's for sure, home is where you feel at your best!**

Your house is perfectly insulated, inside and out. Windows and roof ensure optimum energy values, whilst the heating system complies with the latest standards. So there's nothing to stop you enjoying your comfortable dream home - or is there? It may be that you've overlooked one important quality aspect of comfort in the home. For one quite simple reason - you can't actually see it: the electrical system in your home!



# xComfort value added to your home

## **A profitable investment in your home**

Increase the resell value of your (Smart) house by installing xComfort.

## **The eco-friendly home, a lower energy bill**

Lower your power consumption through smart control of temperature, lighting and electrical equipment.

xComfort is also ideal to use for passive or low energy houses.



## **Comfort, the right temperature just before you arrive**

Remote control your heating/cooling to have the desired temperature exactly when you need it - providing comfort and saving energy.



## **Scare the burglar before they enter into your property**

Simulate presence and use sensors to trigger lights inside and outside in case of a potential burglary. Connect the xComfort installation to your alarm system to increase personal safety.

## **Worry free - monitor your home and your appliances**

Your system will warn you of appliances left on or unexpected events. No more, „Did I really turn it off?“, the „Away“ mode ensures that all critical circuits are off when you leave or use your phone as a remote switch.



## **Flexible switching to the individuals need**

Move switches so they can be accessed for example by children, automatically turn on a dimmed light on the path to the restroom at night.

## **One remote control for the entire (smart) home**

xComfort can be integrated into a Smart Home system that includes for example audio or video. All can be controlled with one software application.



## **Professional installation protects your investment and ensures your safety**

Professional installation by certified xComfort installers ensure safety, quality and a hassle free operation.



# The Eaton wireless system - optimised for post-construction installation

**The Eaton wireless system sets new benchmarks in wireless technology. A system for all requirements that controls, co-ordinates and optimises all possible functions for you:**

- **Comfort functions**
  - **Light controls**
  - **Indoor climate control for heating, air conditioning and shading systems**
- **Safety functions**
- **Energy management**



An increasing number of homeowners are learning of the advantages of this wireless system and are enjoying an entirely new way of living with functional electronic control. Home and flat owners no longer shy away from upgrading their systems to modern living comfort.

#### **No cable wires, no remodelling messes**

Thanks to wireless technology, the switches can be easily attached in the desired location. As a result, the installations can be modified or upgraded at anytime.

#### **Problem-free connection to the existing installation**

The Eaton wireless system can be easily connected to the existing electrical installation.

Conventional switches are simply upgraded or exchanged for remote switches. Table or standard lamps can be dimmed or switched on/off with remote adapters. Remote actuators can even be installed in moist rooms, cable conduit boxes and lamp covers.

#### **Can be upgraded or repositioned at any time**

The reorganisation of furniture, the installation of new features, or the entire functional conversion of rooms - here, the advantages of a wireless system become quickly evident. Remote switches can be easily installed on walls, tiles, glass or wood. The running of wires or bothersome cables along the floor are now a thing of the past.

# Wireless communication everywhere

With xComfort you get full access to the wireless control of your house, wherever you are. It makes no difference whether you're at home or travelling, the same user interface can be accessed from anywhere.

The Smart Home Controller connects the xComfort-System to the WLAN-Router of the home network. The Smart Home Controller stores and contains all information for controlling xComfort.

## Eaton xComfort Smart Home Controller



## xComfort Wireless Control

LIGHTNING - HEATING - VENTILATION -  
SHADING - SAFETY - SECURITY

Surveillance Cameras

Local and remote control.  
Apple IQS and Android  
smartphones and tablets.

The xComfort products communicate wireless with each other and also with the Smart Home Controller.

The xComfort system from Eaton can be controlled from anywhere. If you're at home, you control the system directly through your home network. If you're away, you still have full control through the internet or on your smartphone via Eaton Server.

# Wireless communication everywhere

## Lighting Control

Switching or dimming - only a single button press, and the lighting is just the way you want it.

## Shutters and Blinds

A single touch of a button is all it takes for the shutters to go up automatically. You can even operate them from any place in the house.



## Wireless - Switch

The xComfort system will enable you to fix push-buttons anywhere on the wall. From one single push anywhere, you can control both the lights and the roller-shutters in the room.

## Floor-Heating

If your feet feel cold, just select the corresponding button of the remote control and you will soon get warmer.

## RF radiator thermostat

RF radiator thermostat comes with a display; it regulates the room temperature in a time-based way.

# Additional Possibilities



## Energy saving

It's easy to implement functions that reduce heating and energy consumption when they're not needed, but that still make sure it's comfortable when you want it to be.



## Thermostat

A thermostat fixed on the wall will make sure that you can set the temperature of the under-floor heating to just the right level of comfort.



## Air-conditioning

Would you like to control the air-conditioning and other devices with just one single remote control? No problem at all with xComfort



## PV-Installation

The xComfort system enables monitoring of power which is produced by the solar pv as one element of a comprehensive residential energy monitoring and management system.



## Motion sensor

Using the bathroom during the night often means groping around blindly to find the light switch in the dark. Now you can program the system to react to movement and switch on the light in the hall to half the light intensity.

After a pre-defined period of time (e.g. 30 seconds) the light will automatically be switched off again.



## Remote control

xComfort can be integrated with third party systems so that you can control all functions including for example, audio and video applications in one system. Eaton offers an API for xComfort to systems integrators to integrate xComfort with third party systems. Contact your local Eaton sales representative for further information.

# Safety and security with xComfort

Motion detection sensors 

Smoke detection sensors 

Water leak sensors 

Door and window sensors 

Surveillance cameras 



MAIL 

SMS 








The Eaton Smart Home Controller and xComfort sensors make your home a safer place.



The Eaton Smart Home Controller guards your home at all times. You can create your own action rules based on events and forward alarm messages using email or SMS. The Smart Home Controller supports a broad range of surveillance cameras from leading vendors.



## Central ON/OFF

Thanks to a central OFF/ON switch near the front door, pushing one button is all it takes to switch off all the lights in the house. This same button will also allow you to switch off other power consumers – such as the iron, for example. So you no longer need to tour the whole house to switch off every single light separately.



## Panic function

An alarm button by the bedside table that could be used to turn on all the lights in the house if you hear unfamiliar sounds.



## Permanent information

If you're away from home, you can control your devices remotely e.g. smartphone or web and receive information via SMS or Email (water leakage, smoke, alarm).



# RF System - Overview of functions



**Switching Actuator**  
switches lights, pumps, ventilation and heating systems, saunas, ... any electrical consumer



**Shutter Actuator**  
for controlling blinds, shutters, mixing valves, etc.



**Smart Dimming Actuator**  
switches and dims lights and light environments



**Heating Actuator**  
for electrical heating with energy measurement



**Router**  
redirects information when direct transmission is not possible



**Temperature Input Unit**  
measures temperature and controls shading and heating



**Smart Home Controller**  
centrally operating and reporting via smart phones and tablets



**Room-Manager**  
the operating and display unit - easy to handle and easy to read



**Room Controller Touch**  
regulates and controls heating and shading



**Binary Input Unit**  
for integrating conventional switches, window contacts and signal contacts



**Push-button Unit**  
for lighting, shading, etc.



**PIR Motion Sensor**  
controls lights depending on movement and brightness



**Adapter Plug**  
switches and dims living room fountains, aquaria, etc.



**Remote Control**  
controls lights, shading and other electrical consumers



**Analogue Actuator**  
switches and dims lights and light environments



**Analogue Input**  
receives data from universal sensors for further processing



**Sensors**  
receive different information, with alarm option e.g. smoke alarm, motion detector

# The Eaton remote universal switch

Easy retrofitting, expanding or upgrading: Thanks to Eaton, unique wireless technology becomes compatible.

The new wireless universal switch can now be combined with more than 30 frame designs offered by leading switch manufacturers, thanks to its standard 55 x 55 mm dimensions. Its high adaptability and superb functionality are impressive:

- compensation of uneven surfaces
- compatible with international installation standards
- available with or without LED function

## Simply screw on or glue on

To allow for easy installation, the remote unit offers screw bores as well as sufficient surface space on its rear side to attach the adhesive strips that were included

with delivery. The battery integrated in the remote switch has a lifetime of approximately 10 years and can also be exchanged, if needed, in a few simple steps. In addition, the universal switches come with an integrated plaster filler.

With this filler, unevenly plastered walls or gaps between the frame and the wall can be easily evened out.

Installation made easy



Step 1:  
Mount the base plate



Step 2:  
Affix of the frame



Step 3:  
Click-in the switch's wireless module




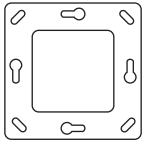
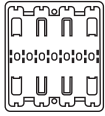
Step 4:  
Affix the rocker button to the wireless module





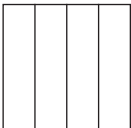
# Complete overview – fast selection

Eaton's wireless modules, rocker buttons and wall mounts can be procured as usual through wholesalers. The same applies to the frame designs from leading switch manufacturers.

Should you have any questions, please contact your Eaton sales representative.



<b>Switch (electronics) - without LED</b>		Article No.	<b>Switch (electronics) - with LED</b>		Article No.
Switch, single		125969	Switch, single		126032
Switch, double		126030	Switch, double		126033
Switch, quadruple		126031	Switch, quadruple		126034
including base plate, screws and adhesive strips					
<b>Replacement accessories</b>					
Switch base plate		126039	Adhesive strips		137290
55 mm Push-Button Base plate screws 2.2x5 mm		193436	55 mm Push-Button Base plate screws 2.2x8 mm		193437
Battery 3V CR24 50N		126037	Screws and Dowels		137291
Cover Foil - White		137293	Cover Foil - White		137294
<b>Frame 55 x 55 mm</b>					
Single frame white, gloss		126066			
Single frame - jet black matt		195245			


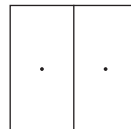
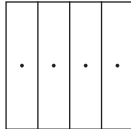
Design	Article No.	Article No.	Article No.	Article No.	Article No.	Article No.	Article No.	Article No.	Article No.
									

## Rocker switches 55 x 55 mm - without LED gloss

	Single-button			Two-button			4-channel		
	normal	Imprint $\Delta\nabla$	Imprint 0/I	normal	Imprint $\Delta\nabla$	Imprint 0/I	normal	Imprint $\Delta\nabla$	Imprint 0/I
Rocker switch, white	172985	173003	172994	172986	173004	172995	172987	173005	172996
Rocker switch, traffic white	179598	179604	179601	179599	179605	179602	179600	179606	179603
Rocker switch, alpine white	184589	184595	184592	184590	184596	184593	184591	184597	184594
Rocker switch, signal white	193987	193993	193990	193988	193994	193991	193989	193995	193992
Rocker switch, cream	172988	173006	172997	172989	173007	172998	172990	173008	172999
Rocker switch, silver	172991	173009	173000	172992	173010	173001	172993	173011	173002
Rocker switch, signal red	184467								

## Rocker switches 55 x 55 mm - without LED mat

	Single-button			Two-button			4-channel		
	normal	Imprint $\Delta\nabla$	Imprint 0/I	normal	Imprint $\Delta\nabla$	Imprint 0/I	normal	Imprint $\Delta\nabla$	Imprint 0/I
Rocker switch, white	126042	147613	147589	126046	147617	147593	126050	147621	147597
Rocker switch, cream	126043	147614	147590	126047	147618	147594	126051	147622	147598
Rocker switch, silver	126044	147615	147591	126048	147619	147595	126052	147623	147599
Rocker switch, anthracite	126045	147616	147592	126049	147620	147596	126053	147624	147600
Rocker switch, jet black	195242			195243			195244		

									
---	--	--	--	---	--	--	---	--	--

## Rocker switches 55 x 55 mm - with LED mat

	Single-button $\Delta\nabla$			Two-button $\Delta\nabla$			4-channel $\Delta\nabla$		
	normal	Imprint	Imprint 0/I	normal	Imprint	Imprint 0/I	normal	Imprint	Imprint 0/I
Rocker switch, white	126054	147625	147601	126058	147629	147605	126062	147633	147609
Rocker switch, cream	126055	147626	147602	126059	147630	147606	126063	147634	147610
Rocker switch, silver	126056	147627	147603	126060	147631	147607	126064	147635	147611
Rocker switch, anthracite	126057	147628	147604	126061	147632	147608	126065	147636	147612

# The compact actuator generation from Eaton

The new generation of actuators offers users the opportunity to operate more efficient and more cost-saving by the RF installation. The new switching – actuators are significantly smaller and still they have much more advantages:

- Robust solution, high switching capability 10A
- Optional Switch Input - Increases flexibility, reduces costs, use existing switches
- Optional Energy Sensor-Measures the energy-consumption
- Additional Functions - For Basic-Mode Installers
- Reduced Power Consumption - To be "Green"
- Combination of Relay & Semiconductor Switch (Eaton Patented Hybrid switching technology)
- Can handle inductive and capacitive loads
- Extended Status Messaging (Routable, e.g. Smart Home Controller)

The size of the new actuators is much easier to implement inside an existing installation. The actuators will be placed easily behind existing sockets and switches.

## Switch Actuator

Eaton Patented Hybrid switching technology

**Status Routing** **ECO**














By using the new integrated metering function you will be permanently informed about the energy consumption, where the design and the period can be changed. With the help of the Smart Home Controller it is possible to display the information on mobile devices.



# RF System

	<p><b>Wireless Switch All</b> Control any light or appliance via this wireless switch, which can be mounted on any surface. The package includes: 1 x Compact Switching actuator 1 x Wireless switch 55 mm (Battery included) 2 x Adhesive tape <b>CPAD-00/212</b>                      <b>Art.No.: 193727</b></p>		<p><b>Wireless Second Switch</b> Expand your options by adding this wireless switch, which can be mounted on any surface. The package includes: 1 x Compact Switching actuator with Local Input 1 x Wireless switch 55 mm (Battery included) 2 x Adhesive tape <b>CPAD-00/215</b>                      <b>Art.No.: 193730</b></p>
	<p><b>Wireless Dim All</b> Dim any dimmable light, including LEDs, by using this wireless switch, which can be mounted on any surface. The package includes: 1 x Smart Dimming actuator 1 x Wireless switch 55 mm (Battery included) 2 x Adhesive tape <b>CPAD-00/213</b>                      <b>Art.No.: 193728</b></p>		<p><b>Wireless Shading</b> Control any electric blinds, shutters or curtain (230 V) via this wireless switch, which can be mounted on any surface. The package includes: 1 x Blinds actuator 1 x Wireless switch 55 mm (Battery included) 2 x Adhesive tape <b>CPAD-00/214</b>                      <b>Art.No.: 193729</b></p>
	<p><b>Wireless Ventilation</b> Control the ventilation speed or set the timer via this wireless switch, which can be mounted on any surface. The package includes: 1 x Ventilation actuator 1 x 2-fold wireless switch 55 mm (Battery included) 2 x Adhesive tape <b>CPAD-00/216</b>                      <b>Art.No.: 193731</b></p>		<p><b>Wireless Heating</b> Control any electric heater via the wireless Room Controller Touch, which can be mounted on any surface. The package includes: 1 x Compact Heating actuator 1 x Room Controller Touch 55 mm (Battery included) 2 x Adhesive tape <b>CPAD-00/217</b>                      <b>Art.No.: 193732</b></p>
	<p><b>RF-Switching Actuator 10A 1 channel</b> RF receiver for switching of power-consuming devices (lighting, heating, etc.). <b>CSAU-01/01-10</b>                      <b>Art.No.: 172937</b> with binary input unit <b>CSAU-01/01-10I</b>                      <b>Art.No.: 172938</b> with binary input unit and energy metering <b>CSAU-01/01-10IE</b>                      <b>Art.No.: 172939</b></p>		<p><b>RF-Router</b> Increase of the RF range 0,25W/230VAC <b>CROU-00/01-S</b>                      <b>Art.No.: 172943</b> with logics <b>CROU-00/01-SL</b>                      <b>Art.No.: 172944</b></p>
	<p><b>RF-Switching Actuator 16A 1 channel</b> RF receiver for switching of power-consuming devices (lighting, heating, etc.) up to 16A. <b>CSAU-01/01-16</b>                      <b>Art.No.: 172940</b> with binary input unit <b>CSAU-01/01-16I</b>                      <b>Art.No.: 172941</b> with binary input unit and energy metering <b>CSAU-01/01-16IE</b>                      <b>Art.No.: 172942</b></p>		<p><b>RF-Switching Actuator 1 channel, all-pole</b> RF receiver for all-pole switching (L+N) of power-consuming devices (lighting, heating, etc.). 8A/230VAC <b>CSAU-01/03</b>                      <b>Art.No.: 240695</b></p>
	<p><b>RF-Switching Actuator 1 channel, potentialfree</b> RF receiver for potential-free switching of power-consuming devices (lighting, heating, etc.). 8A/230VAC 8A/24VDC <b>CSAU-01/02</b>                      <b>Art.No.: 240694</b> Push-button function Basic Mode <b>CSAU-01/04</b>                      <b>Art.No.: 121080</b></p>		<p><b>RF-Smart Dimming Actuator 1 channel</b> One universal dimmer for switching/dimming Smart dimming technology. Can dim a large variety of loads without flickering, flashing, LED glow or audible noise. Dims even the smallest LED load, starting from 0W. <b>CDAU-01/04 0 - 250W</b>                      <b>Art.No.: 182443</b> <b>CDAU-01/04-I 0 - 250W</b>                      <b>Art.No.: 182444</b> <b>CDAU-01/04-E 0 - 250W</b>                      <b>Art.No.: 182445</b></p>
	<p><b>RF-Switching Actuator 1 channel</b> RF receiver for controlling shutters, blinds, awnings etc. 6A / 230 VAC <b>CJAU-01/02</b>                      <b>Art.No.: 240696</b> Push-button function Basic Mode <b>CJAU-01/03</b>                      <b>Art.No.: 109231</b></p>		<p><b>RF-Energy Meter Sensor</b> Measurement and analysis of consumption values on the Smart Home Controller with energy management function. Measuring range 3 - 3680 W <b>CEMU-01/04</b>                      <b>Art.No.: 136477</b> <b>RF-Energy Meter Sensor with external sensor</b> Measuring range 15 W - 23 kW (max. 100A) <b>CEMU-01/03</b>                      <b>Art.No.: 136476</b></p>
	<p><b>Heating Actuator</b> Heating Actuator for efficient and smooth temperature control based on Pulse Width Modulation (PWM) for electrical heating. 10A/230VAC, Energy Measuring Sensor <b>CHAU-01/01-10E</b>                      <b>Art.No.: 194372</b> 16A/230VAC, Energy Measuring Sensor <b>CHAU-01/01-16E</b>                      <b>Art.No.: 194373</b> 1A/230VAC, Silent, Energy Measuring Sensor <b>CHAU-01/01-1ES</b>                      <b>Art.No.: 194374</b></p>		<p><b>Smart Home Controller</b> The Smart Home Controller is in charge of the central management, it enables operation and display functions via Smartphone-Apps or a Web interface. <b>CHCA-00/01</b>                      <b>Art.No.: 171230</b>  Smartphone is not included in delivery!</p>

# RF System

	<p><b>RF-Binary Input Unit 2 channels</b> RF transmitter covers conventional switches, push-buttons, window contacts, signal contacts etc. 2 x 230V / 230VAC <b>CBEU-02/03</b> Art.No.: 182450 2 x potentialfree / Battery-driven <b>CBEU-02/02</b> Art.No.: 265627</p>	 <p><b>RF-Analogue Actuator 1 channel</b> RF receiver for controlling analogue devices(mixer, heating, ballasts, dimmers, etc.). 8A/230VAC, 0-10VDC, max. 20mA <b>CAAE-01/01</b> Art. Nr.: 240697 8A/230VAC, 1-10VDC, max. 20mA <b>CAAE-01/02</b> Art.No.: 240698</p>
	<p><b>RF-Smart Dimming Actuator</b> <b>One universal dimmer for switching/dimming.</b> Smart dimming technology. Can dim a large variety of loads without flickering, flashing, LED glow or audible noise. Dims even the smallest LED load, starting from 0W. <b>CDAE-01/04</b> 0 - 250W Art.No.: 182446 <b>CDAE-01/05-I</b> 0 - 500W Art.No.: 182448 <b>CDAE-01/05-E</b> 0 - 500W Art.No.: 182449</p>	 <p><b>RF-2-Channel Analogue Input*</b> 2 universal inputs 0-10VDC, 4-20mA, 0-20mA Pt1000. Sensors allow to collect the values measured and to display and process them on the Home Manager. <b>CAEE-02/01</b> Art.No.: 112240 <b>Impulse Counting Input 2-way S0*</b> Collection of consumption values (of electricity, gas and water - based on meters) using a standard S0 interface. <b>CIZE-02/01</b> Art.No.: 118799 *Requires an external 12-24VDC power supply unit</p>
	<p><b>RF-Adapters Earthing pin</b> With Multi-functional Button and EMS Multi-color status LED <b>Switching Plug</b> 12A/230VAC, E-Type, Earthing pin <b>CSAP-01/E5-12E</b> Art.No.: 195169 <b>Dimming Plug</b> 250W/230VAC, E-Type, Earthing pin <b>CDAP-01/E5-1E</b> Art.No.: 195173 <b>Heating Plug</b> 12A/230VAC, E-Type, Earthing pin <b>CHAP-01/E5-12E</b> Art.No.: 195177</p>	 <p><b>RF-Adapters Schuko</b> With Multi-functional Button and EMS Multi-color status LED <b>Switching Plug</b> 12A/230VAC, F-Type, Schuko <b>CSAP-01/F5-12E Traffic white</b> Art.No.: 195168 <b>CSAP-01/Fa-12E Grey</b> Art.No.: 195826 <b>Dimming Plug</b> 250W/230VAC, F-Type, Schuko <b>CDAP-01/F5-1E Traffic white</b> Art.No.: 195172 <b>CDAP-01/Fa-1E Grey</b> Art.No.: 195827 <b>Heating Plug</b> 12A/230VAC, F-Type, Schuko <b>CHAP-01/F5-12E Traffic white</b> Art.No.: 195176 <b>CHAP-01/Fa-12E Grey</b> Art.No.: 195828</p>
	<p><b>RF-Adapters S13</b> With Multi-functional Button and EMS Multi-color status LED <b>Switching Plug</b> 12A/230VAC, J-Type, S13 <b>CSAP-01/J5-12E</b> Art.No.: 195171 <b>Dimming Plug</b> 250W/230VAC, J-Type, S13 <b>CDAP-01/J5-1E</b> Art.No.: 195175 <b>Heating Plug</b> 12A/230VAC, J-Type, S13 <b>CHAP-01/J5-12E</b> Art.No.: 195179</p>	 <p><b>RF-Adapters British Standard</b> With Multi-functional Button and EMS Multi-color status LED <b>Switching Plug</b> 12A/230VAC, G-Type, BS <b>CSAP-01/G5-12E</b> Art.No.: 195170 <b>Dimming Plug</b> 250W/230VAC, G-Type, BS <b>CDAP-01/G5-1E</b> Art.No.: 195174 <b>Heating Plug</b> 12A/230VAC, G-Type, BS <b>CHAP-01/G5-12E</b> Art.No.: 195178</p>
	<p><b>RF-Push-button Unit 55mm, without LED</b> When activated, it sends signals to the actuators of the Comfort electrical system. Compatible with commercially available 55mm systems. <b>Push-button 1 channel, without LED</b> <b>CTAA-01/04</b> Art.No.: 125969 <b>Push-button 2 channels, without LED</b> <b>CTAA-02/04</b> Art.No.: 126030 <b>Push-button 4 channels, without LED</b> <b>CTAA-04/04</b> Art.No.: 126031</p>	 <p><b>RF-Push-button Unit 55mm, with LED</b> When activated, it sends signals to the actuators of the Comfort electrical system. Compatible with commercially available 55mm systems. <b>Push-button 1 channel, with LED</b> <b>CTAA-01/04-LED</b> Art.No.: 126032 <b>Push-button 2 channels, with LED</b> <b>CTAA-02/04-LED</b> Art.No.: 126033 <b>Push-button 4 channel, with LED</b> <b>CTAA-04/04-LED</b> Art.No.: 126034</p>
	<p><b>RF-Room Controller</b> Regulates and controls the heating and shading system. <b>Temp. + Night-time reduction switch</b> <b>CRCA-00/04</b> Art.No.: 118781</p>	
	<p><b>Room Controller Touch complete with frame</b> Pure white, gloss <b>CPAD-00/198</b> Art.No.: 187712 Jet black, matt <b>CPAD-00/199</b> Art.No.: 195247</p>	 <p><b>Room Controller Touch</b> Pure white, gloss <b>CRCA-00/08</b> Art.No.: 187708 Anthracite <b>CRCA-00/09</b> Art.No.: 187709 Traffic white, gloss <b>CRCA-00/10</b> Art.No.: 187710 Alpine white, gloss <b>CRCA-00/11</b> Art.No.: 187711 Signal white, gloss <b>CRCA-00/12</b> Art.No.: 193911 Jet black matt <b>CRCA-00/13</b> Art.No.: 195246</p>

# RF System

	<p><b>RF Radiator Thermostat</b> Battery powered xComfort RF compatible Radiator Thermostat suitable to control water based radiators automatically.</p> <p><b>Radiator Thermostat</b> <b>CHVZ-01/05</b> Art.No.: 195213</p> <p><b>Adapter</b> <b>Herz</b> CMMZ-00/41 Art.No.: 195214 <b>TA</b> CMMZ-00/42 Art.No.: 195215 <b>Comap</b> CMMZ-00/43 Art.No.: 195216 <b>Markaryds</b> CMMZ-00/44 Art.No.: 195217</p>		<p><b>Heating actuator 12 zones</b> It can control 230V thermo-electric actuators and provides for up to 12 heating/cooling zones.</p> <p><b>CHAZ-01/12</b> Art.No.: 164333</p> <p><b>External RF receiver</b> <b>CKOZ-00/12</b> Art.No.: 164296</p> <p>For direct activation, please use room controller CRCA-00/06 or -00/07.</p>
	<p><b>RF configuration interface</b> The RF configuration interface is used for configuration of an installation in comfort mode via a PC using the Eaton RF software.</p> <p><b>CKOZ-00/13</b> Art.No.: 168548</p>		<p><b>RF communication interface</b> The RF communication interface provides for communication between the Eaton RF system and other systems via a USB stick. Not designed for configuration purposes!</p> <p><b>CKOZ-00/14</b> Art.No.: 168549</p>
	<p><b>RF-Remote Control</b> Controls light, shading and other power-consuming devices.</p> <p><b>CHSZ-01/05</b> 1channel Art.No.: 143807 <b>CHSZ-02/02</b> 2channel Art.No.: 109383 <b>CHSZ-12/03</b> 12channel Art.No.: 109384 <b>CHSZ-12/04*</b> 12channel Art.No.: 118803</p> <p>*With display + 3 timers</p> <p>Accessories Mounting set: <b>CMMZ-00/11</b> Art.No.: 110771</p>		<p><b>RF-Temperature Input Unit 2 Channels</b> Measures the temperature for heating control via the RF Home Manager/ Room Manager. 2 inputs -50 to 180°C</p> <p><b>RF-Temperature Input Unit 2 Channels</b> <b>CTEU-02/01</b> Art.No.: 265628</p> <p><b>Temperature Sensors</b> <b>CSEZ-01/01</b> Art.No.: 265643 <b>CSEZ-01/36</b> Art.No.: 177263</p>
	<p><b>Living Room Enclosure</b> 84,5x84,5x25mm <b>CSEZ-01/24</b> Art.No.: 118802</p> <p><b>Outdoor Enclosure</b> 50x65x37,5mm <b>EB-Z/SE/01/03</b> Art.No.: 232284</p> <p><b>Fix-to-Pipe Unit</b> 12x39x10,6mm <b>EB-Z/SE/01/04</b> Art.No.: 232283</p>		<p><b>VOC Air Quality Sensor</b> 0-10VDC, measures the current air quality and forwards it as an analogue 0-10VDC value.</p> <p><b>CSEZ-01/16</b> Art.No.: 109381</p>
	<p><b>Smoke Detector</b> (with CBEU-02/02 only), battery-driven 9VDC, VDS (RF only with visual and acoustic alarm).</p> <p><b>CSEZ-01/19</b> Art.No.: 110749</p> <p><b>Adapter Module</b> <b>CSEZ-01/20</b> Art.No.: 110770</p>		<p><b>Humidity Sensor - Outdoor with Temperature Sensor</b> 0-10VDC, Pt1000, measures the relative air-moisture 10-90% and forwards it as an analogue 0-10VDC value.</p> <p><b>CSEZ-01/17</b> Art.No.: 109382</p>
	<p><b>Leakage Sensor</b> (with CBEU-02/02 only) acoustic alarm, potential-free relay contact, 125VAC, 0.5A/240VDC, 1A, make-contact, 9VDC.</p> <p><b>CSEZ-01/18</b> Art.No.: 110748</p>		<p><b>RF-PIR Motion Sensor</b> Registers motion and switches the light. For indoor-use only. Battery-driven.</p> <p><b>CBMA-02-01 Motion sensor</b> Art.No.: 104921 <b>CMMZ-00/08 Power supply unit</b> Art.No.: 106291 <b>CMMZ-00/09 Mounting set</b> Art.No.: 106292</p>
	<p><b>Door/Window Contact</b> Door/window contact for checking if windows/doors/skylights are open or closed.</p> <p><b>CSEZ-01/06</b> (Surface-mnt.,NO) Art.Nr.: 104922 <b>CSEZ-01/25</b> (Surface-mnt.,NC) Art.Nr.: 121790 <b>CSEZ-01/07</b> (Flush-mnt., NO) Art.Nr.: 104923</p>		<p><b>RF Push-button PREMERA</b> RF push buttons with white rocker fitting to variable designs and materials of British Standard PREMERA series.</p> <p><b>F9401</b> (Single push-button) Art.No.: 167672 <b>F9402</b> (Double push-button) Art.No.: 167673 <b>F9404</b> (Quad push-button) Art.No.: 167674 <b>F9400</b> (Mounting plate) Art.No.: 167671</p>
	<p><b>Ethernet Communication Interface</b> The Ethernet communication interface is used-for linking purposes in large xComfort systems.</p> <p><b>CCIA-02/01</b> LAN Art.No.: 155447 <b>CCIA-03/01</b> PoE, LAN Art.No.: 155448</p> <p><b>Mains adapter for CCIA-02/01</b> <b>CMMZ-00/15</b> Art.No.: 118809</p>		<p><b>RF-Room-Manager</b> Takes care of the room management and of several central functions. Designed for central operation and display.</p> <p><b>CRMA-00/06 white</b> Art.No.: 118786</p>

Eaton is a power management company with 2017 sales of \$20.4 billion. We provide energy-efficient solutions that help our customers effectively manage electrical, hydraulic and mechanical power more efficiently, safely and sustainably. Eaton is dedicated to improving the quality of life and the environment through the use of power management technologies and services. Eaton has approximately 96,000 employees and sells products to customers in more than 175 countries.

For more information, visit [Eaton.com](http://Eaton.com).



**Eaton Industries (Austria) GmbH**  
Scheydgasse 42  
1210 Vienna  
Austria

**Eaton**  
EMEA Headquarters  
Route de la Longeraie 7  
1110 Morges, Switzerland  
Eaton.eu

© 2018 Eaton  
All Rights Reserved  
Printed in Austria  
Publication No. BR005012EN  
Article number 195560-MK  
November 2018  
Graphics: SRA, Schrems

Changes to the products, to the information contained in this document, and to prices are reserved; so are errors and omissions. Only order confirmations and technical documentation by Eaton is binding. Photos and pictures also do not warrant a specific layout or functionality. Their use in whatever form is subject to prior approval by Eaton. The same applies to Trademarks (especially Eaton, Moeller, and Cutler-Hammer). The Terms and Conditions of Eaton apply, as referenced on Eaton Internet pages and Eaton order confirmations.

Eaton is a registered trademark.

All other trademarks are property of their respective owners.

Follow us on social media to get the latest product and support information.

