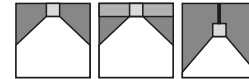


220-240V
50/60 HzIK
07IP
66

Industrial luminaire for LED light sources.

TECHNICAL DATA

Mounting: surface mounted, in the ceiling, with mounting frame (sold separately), suspended, on chains (on request), for hanging on a cable, with special mounting bracket (on request)

Body: high pressure die-cast aluminum

Colour: gray

Diffuser: tempered glass

ELECTRICAL DATA

Power supply efficiency: 90%

Power: 220-240V 50/60Hz

Includes light source: yes

Type of equipment: ED, DALI

Electrical connection: max 3x2,5 mm² wire, max 5x2,5 mm² wire

OPTICAL DATA

Light distribution: rotationally-symmetric

Way of lighting: direct

Type of optic: lens

GENERAL DATA

Lifetime (L80B10): 100 000 h

Additional information: Ball impact resistance. The possibility of using one or more power supplies in the luminaire.

Warranty: 5 years

Application: warehouses, logistics centers, industrial facilities, sport facilities, roofing, outdoor installation without roof on special request (index extension: .985)



Code	Luminaire power [W]	Lumen luminaire [lm]	Efficacy [lm/W]	Colour temperature [K]	CRI/Ra	Operating temperature range [°C]
Type of equipment: ED						
090352.5L01.01X	105	11800	112	4000	≥80	-40 ... +45
090352.5L02.01X	105	13000	124	4000	≥70	-40 ... +45
090352.5L03.01X	105	13000	124	5700	≥70	-40 ... +45
090352.5L04.01X	105	13000	124	6500	≥70	-40 ... +45
090352.5L05.01X	138	16300	118	4000	≥80	-40 ... +45
090352.5L06.01X	138	17950	130	4000	≥70	-40 ... +45
090352.5L07.01X	138	17950	130	5700	≥70	-40 ... +45
090352.5L08.01X	138	17950	130	6500	≥70	-40 ... +45
090352.5L09.01X	175	20100	115	4000	≥80	-40 ... +40
090352.5L10.01X	175	22100	126	4000	≥70	-40 ... +40
090352.5L11.01X	175	22100	126	5700	≥70	-40 ... +40
090352.5L12.01X	175	22100	126	6500	≥70	-40 ... +40
Type of equipment: DALI						
090352.3L01.01X	103	11800	115	4000	≥80	-40 ... +45
090352.3L02.01X	103	13000	126	4000	≥70	-40 ... +45
090352.3L03.01X	103	13000	126	5700	≥70	-40 ... +45
090352.3L04.01X	103	13000	126	6500	≥70	-40 ... +45
090352.3L05.01X	137	16300	119	4000	≥80	-40 ... +45
090352.3L06.01X	137	17950	131	4000	≥70	-40 ... +45
090352.3L07.01X	137	17950	131	5700	≥70	-40 ... +45
090352.3L08.01X	137	17950	131	6500	≥70	-40 ... +45
090352.3L09.01X	173	20100	116	4000	≥80	-40 ... +40
090352.3L10.01X	173	22100	128	4000	≥70	-40 ... +40
090352.3L11.01X	173	22100	128	5700	≥70	-40 ... +40

Outdoor installation without roof on special request (index extension: .985).

Luminous flux tolerance +/- 10%.

Power tolerance +/- 5%.

Lighting beam, light intensity distribution and light efficiency were examined in accordance with the EN ISO 17025:2005 norm for EN13032 norm series and the LM-79 norm.

Manufacturer does not provide suspension components.

Up-to-date product info and General Warranty Terms available on our website www.luglightfactory.com

Code	Luminaire power [W]	Lumen luminaire [lm]	Efficacy [lm/W]	Colour temperature [K]	CRI/Ra	Operating temperature range [°C]
Type of equipment: DALI						
090352.3L12.01X	173	22100	128	6500	≥70	-40 ... +40

090352.5L01.01	□	. 985
	Type of luminaires	
	985 Luminaires for outdoor installation without roof on special request	
	Beam angle	
1	55°	
3	110°	
4	120x40°	

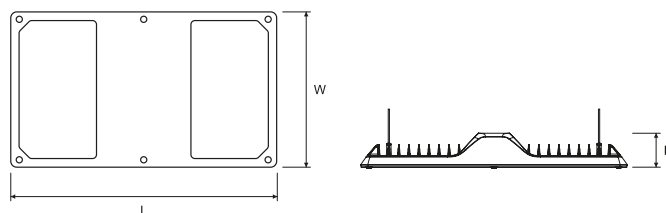
Code	Dimensions [mm] L W H	Mounting dimensions [mm] L	Pallet quantity	Quantity in package	Net weight [kg]
------	-----------------------	----------------------------	-----------------	---------------------	-----------------

Type of equipment: ED

090352.5L01.01X	515 345 90	430	40	1	6.5
090352.5L02.01X	515 345 90	430	40	1	6.5
090352.5L03.01X	515 345 90	430	40	1	6.5
090352.5L04.01X	515 345 90	430	40	1	6.5
090352.5L05.01X	515 345 90	430	40	1	6.5
090352.5L06.01X	515 345 90	430	40	1	6.5
090352.5L07.01X	515 345 90	430	40	1	6.5
090352.5L08.01X	515 345 90	430	40	1	6.5
090352.5L09.01X	515 345 90	430	40	1	6.5
090352.5L10.01X	515 345 90	430	40	1	6.5
090352.5L11.01X	515 345 90	430	40	1	6.5
090352.5L12.01X	515 345 90	430	40	1	6.5

Type of equipment: DALI

090352.3L01.01X	515 345 90	430	40	1	6.5
090352.3L02.01X	515 345 90	430	40	1	6.5
090352.3L03.01X	515 345 90	430	40	1	6.5
090352.3L04.01X	515 345 90	430	40	1	6.5
090352.3L05.01X	515 345 90	430	40	1	6.5
090352.3L06.01X	515 345 90	430	40	1	6.5
090352.3L07.01X	515 345 90	430	40	1	6.5
090352.3L08.01X	515 345 90	430	40	1	6.5
090352.3L09.01X	515 345 90	430	40	1	6.5
090352.3L10.01X	515 345 90	430	40	1	6.5
090352.3L11.01X	515 345 90	430	40	1	6.5
090352.3L12.01X	515 345 90	430	40	1	6.5



Outdoor installation without roof on special request (index extension: .985).

Luminous flux tolerance +/- 10%.

Power tolerance +/- 5%.

Lighting beam, light intensity distribution and light efficiency were examined in accordance with the EN ISO 17025:2005 norm for EN13032 norm series and the LM-79 norm.


Manufacturer does not provide suspension components.

Up-to-date product info and General Warranty Terms available on our website www.luglightfactory.com

OTHER PICTURES











reddot award 2017
winner industrial design



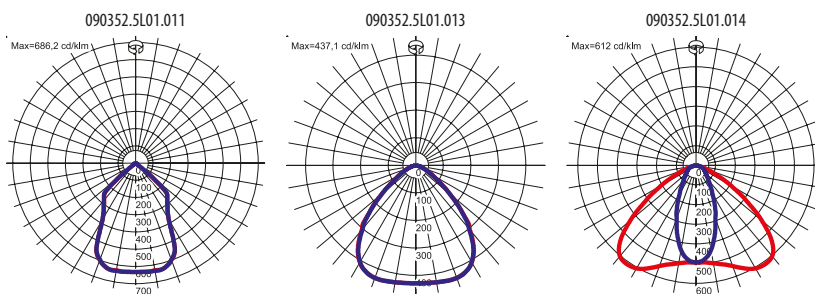
Luminaire suspended on a cable with
a special mounting bracket - bottom view

Luminaire suspended on a cable with
a special mounting bracket - top view

ACCESSORIES

	150020.00821	Adjustable mounting bracket		150010.00973	Suspended frame for connecting two CRUISER 2 LED or CRUISER 2 LB LED luminaires
	150020.00957	Adjustable mounting bracket for mounting without roof		150020.00824	Bracket for surface mounting
	150020.00956	Bracket for surface mounting without roof		150020.00990	Mounting bracket for hanging CRUISER 2 LED/CRUISER 2 LB LED luminaires on a cable
	150021.00917	Frame for recessed mounting			
	150021.00941	Frame for recessed mounting without roof			

LIGHT BEAM CURVES



Outdoor installation without roof on special request (index extension: .985).

Luminous flux tolerance +/- 10%.

Power tolerance +/- 5%.


Lighting beam, light intensity distribution and light efficiency were examined in accordance with the EN ISO 17025:2005 norm for EN13032 norm series and the LM-79 norm.

Manufacturer does not provide suspension components.


Up-to-date product info and General Warranty Terms available on our website www.luglightfactory.com

WAY OF LIGHTING



090352.5L01.011



090352.5L01.013



090352.5L01.014

**OTHER PROJECTS**

Seco Warwick, Swiebodzin, Poland

Eksjöhus, Sweden

Outdoor installation without roof on special request (index extension: .985).

Luminous flux tolerance +/- 10%.

Power tolerance +/- 5%.

Lighting beam, light intensity distribution and light efficiency were examined in accordance with the EN ISO 17025:2005 norm for EN13032 norm series and the LM-79 norm.

Manufacturer does not provide suspension components.

Up-to-date product info and General Warranty Terms available on our website www.luglightfactory.com