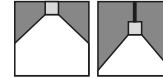


220-240V
50/60 HzIK
08IP
65

Hermetic LED luminaire, water-jet proof, intended for mounting inside industrial or architectural objects.

TECHNICAL DATA

Mounting: directly on the ceiling, with mounting brackets (included), suspended, on chains, on wire suspension (on request)

Body: plastic

Colour: light gray

Diffuser: polycarbonate

ELECTRICAL DATA

Power supply efficiency: >90%

Power: 220-240V 50/60Hz

Includes light source: yes

Type of equipment: STANDARD, EASY CONNECT, DALI, STANDARD + through wiring (TW) 5x1,5 mm², DALI + through wiring (TW) 5x1,5 mm², EM 3h

Electrical connection: max 3x2,5 mm² wire, max 5x1,5 mm² wire, max 3x2,5 mm² / 2x2,5 mm² wire

OPTICAL DATA

Light distribution: omnidirectional

Way of lighting: direct

Type of optic: opal diffuser

GENERAL DATA

Lifetime (L80B10): 100 000 h

Available on request: available with connection to a central battery power supply, radar motion detector, twilight sensor

Warranty: 5 years

Application: parking areas, production halls, warehouses, assembly halls, warehouses, electricity plants, mills, workshops, wood and paper industry



5 year warranty

Code	Luminaire power [W]	Lumen luminaire [lm]	Efficacy [lm/W]	Colour temperature [K]	CRI/ Ra	Operating temperature range [°C]	Emergency kit	Emergency operating time	Luminaire power EM [W]	Light output in emergency mode [lm]
Type of equipment: STANDARD,EASY CONNECT										
090380.5L02.011	31	4450	144	4000	≥80	-25 ... +35	no	-	-	-
090380.5L04.011	40	5900	148	4000	≥80	-25 ... +35	no	-	-	-
090380.5L06.011	48	7050	147	4000	≥80	-25 ... +35	no	-	-	-
Type of equipment: DALI,EASY CONNECT										
090380.3L02.011	31	4450	144	4000	≥80	-25 ... +35	no	-	-	-
090380.3L04.011	40	5900	148	4000	≥80	-25 ... +35	no	-	-	-
090380.3L06.011	48	7050	147	4000	≥80	-25 ... +35	no	-	-	-
Type of equipment: STANDARD + through wiring (TW) 5x1,5 mm²,EASY CONNECT										
090380.5L02.011.938	31	4450	144	4000	≥80	-25 ... +30	no	-	-	-
090380.5L04.011.938	40	5900	148	4000	≥80	-25 ... +30	no	-	-	-
090380.5L06.011.938	48	7050	147	4000	≥80	-25 ... +30	no	-	-	-
Type of equipment: DALI + through wiring (TW) 5x1,5 mm²,EASY CONNECT										
090380.3L02.011.938	31	4450	144	4000	≥80	-25 ... +30	no	-	-	-
090380.3L04.011.938	40	5900	148	4000	≥80	-25 ... +30	no	-	-	-
090380.3L06.011.938	48	7050	147	4000	≥80	-25 ... +30	no	-	-	-
Type of equipment: STANDARD,EASY CONNECT,EM 3h										
090380.5L02B.011	35	4450	127	4000	≥80	0 ... +35	yes	3h	4	400
090380.5L04B.011	44	5900	134	4000	≥80	0 ... +35	yes	3h	4	400
090380.5L06B.011	52	7050	136	4000	≥80	0 ... +35	yes	3h	4	400

The luminaires are not intended for mounting in places exposed to atmospheric conditions, in car washes, in rooms where washing with pressure washers is used, in livestock rooms, in aggressive environments, etc.

Luminous flux tolerance +/- 10%.

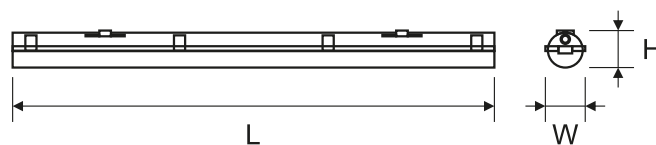
Power tolerance +/- 5%.

Up-to-date product info and General Warranty Terms available on our website www.luglightfactory.com

Detailed information on luminous fluxes and powers for individual indexes are indicated on the product data sheet.

The parameters in the data sheet are given for Ta=25°C.

Code	Dimensions [mm] L W H	Mounting dimensions [mm] D	Pallet quantity	Net weight [kg]
Type of equipment: STANDARD,EASY CONNECT				
090380.5L02.011	1245 100 90	766	105	1.7
090380.5L04.011	1245 100 90	766	105	1.7
090380.5L06.011	1245 100 90	766	105	1.7
Type of equipment: DALI,EASY CONNECT				
090380.3L02.011	1245 100 90	766	105	1.7
090380.3L04.011	1245 100 90	766	105	1.7
090380.3L06.011	1245 100 90	766	105	1.7
Type of equipment: STANDARD + through wiring (TW) 5x1,5 mm²,EASY CONNECT				
090380.5L02.011.938	1245 100 90	766	105	1.8
090380.5L04.011.938	1245 100 90	766	105	1.8
090380.5L06.011.938	1245 100 90	766	105	1.8
Type of equipment: DALI + through wiring (TW) 5x1,5 mm²,EASY CONNECT				
090380.3L02.011.938	1245 100 90	766	105	1.8
090380.3L04.011.938	1245 100 90	766	105	1.8
090380.3L06.011.938	1245 100 90	766	105	1.8
Type of equipment: STANDARD,EASY CONNECT,EM 3h				
090380.5L02B.011	1245 100 90	766	105	2.4
090380.5L04B.011	1245 100 90	766	105	2.4
090380.5L06B.011	1245 100 90	766	105	2.4



OTHER PICTURES



Version with 3h emergency module

ACCESSORIES



□ 150022.00986

ATLANTYK 2.0 LED through wiring end cap gray



150060.00987

Gripper (1 pcs.)

The luminaires are not intended for mounting in places exposed to atmospheric conditions, in car washes, in rooms where washing with pressure washers is used, in livestock rooms, in aggressive environments, etc.

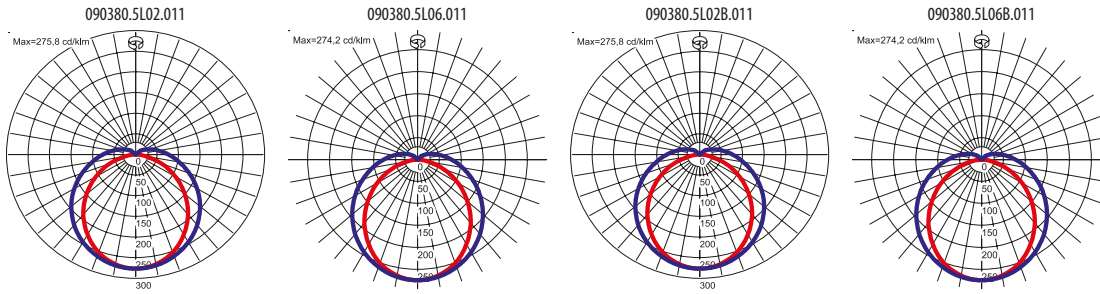

Luminous flux tolerance +/- 10%.

Power tolerance +/- 5%.

Up-to-date product info and General Warranty Terms available on our website www.luglightfactory.com

Detailed information on luminous fluxes and powers for individual indexes are indicated on the product data sheet.

The parameters in the data sheet are given for Ta=25°C.

LIGHT BEAM CURVES**WAY OF LIGHTING**

The luminaires are not intended for mounting in places exposed to atmospheric conditions, in car washes, in rooms where washing with pressure washers is used, in livestock rooms, in aggressive environments, etc.
 Luminous flux tolerance +/- 10%.
 Power tolerance +/- 5%.
 Up-to-date product info and General Warranty Terms available on our website www.luglightfactory.com
 Detailed information on luminous fluxes and powers for individual indexes are indicated on the product data sheet.
 The parameters in the data sheet are given for $T_a=25^{\circ}\text{C}$.