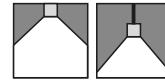


220-240V  
50/60 HzIK  
08IP  
65

Hermetic LED luminaire, water-jet proof, intended for mounting inside industrial or architectural objects.

**TECHNICAL DATA**

**Mounting:** directly on the ceiling, with mounting brackets (included), suspended, on chains, on wire suspension (on request)

**Body:** plastic

**Colour:** light gray

**Diffuser:** polycarbonate

**ELECTRICAL DATA**

**Power supply efficiency:** >90%

**Power:** 220-240V 50/60Hz

**Includes light source:** yes

**Type of equipment:** STANDARD, DALI, STANDARD + through wiring (TW) 5x1,5 mm<sup>2</sup>, DALI + through wiring (TW) 5x1,5 mm<sup>2</sup>, STANDARD + single-sided through wiring, DALI + single-sided through wiring

**Electrical connection:** max 3x2,5 mm<sup>2</sup> wire, max 5x1,5 mm<sup>2</sup> wire

**OPTICAL DATA**

**Light distribution:** omnidirectional

**Way of lighting:** direct

**Type of optic:** opal diffuser

**GENERAL DATA**

**Lifetime (L80B10):** 60 000 h

**Available on request:** emergency module 3h, available with connection to a central battery power supply, radar motion detector, twilight sensor

**Warranty:** 5 years

**Application:** parking areas, production halls, warehouses, assembly halls, warehouses, electricity plants, mills, workshops, wood and paper industry



**5 year  
warranty**

Code	Luminaire power [W]	Lumen luminaire [lm]	Efficacy [lm/W]	Colour temperature [K]	CRI/Ra	Operating temperature range [°C]
<b>Type of equipment: STANDARD</b>						
090410.5L01.011	34	4450	131	4000	≥80	-25 ... +35
090410.5L02.011	50	6800	136	4000	≥80	-25 ... +35
<b>Type of equipment: DALI</b>						
090410.3L01.011	34	4450	131	4000	≥80	-25 ... +35
090410.3L02.011	50	6800	136	4000	≥80	-25 ... +35
<b>Type of equipment: STANDARD + through wiring (TW) 5x1,5 mm<sup>2</sup></b>						
090410.5L01.011.938	34	4450	131	4000	≥80	-25 ... +35
090410.5L02.011.938	50	6800	136	4000	≥80	-25 ... +35
<b>Type of equipment: DALI + through wiring (TW) 5x1,5 mm<sup>2</sup></b>						
090410.3L01.011.938	34	4450	131	4000	≥80	-25 ... +35
090410.3L02.011.938	50	6800	136	4000	≥80	-25 ... +35
<b>Type of equipment: STANDARD + single-sided through wiring</b>						
090410.5L01.011.828	34	4450	131	4000	≥80	-25 ... +35
090410.5L02.011.828	50	6800	136	4000	≥80	-25 ... +35
<b>Type of equipment: DALI + single-sided through wiring</b>						
090410.3L01.011.828	34	4450	131	4000	≥80	-25 ... +35
090410.3L02.011.828	50	6800	136	4000	≥80	-25 ... +35

The luminaires are not intended for mounting in places exposed to atmospheric conditions, in car washes, in rooms where washing with pressure washers is used, in livestock rooms, in aggressive environments, etc.

Luminous flux tolerance +/- 10%.

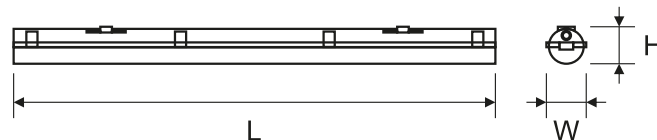
Power tolerance +/- 5%.

Up-to-date product info and General Warranty Terms available on our website [www.luglightfactory.com](http://www.luglightfactory.com)

Detailed information on luminous fluxes and powers for individual indexes are indicated on the product data sheet.

The parameters in the data sheet are given for Ta=25°C.

Code	Dimensions [mm] L W H	Mounting dimensions [mm] D	Pallet quantity	Net weight [kg]
<b>Type of equipment: STANDARD</b>				
090410.5L01.011	1245 100 90	766	105	1.7
090410.5L02.011	1245 100 90	766	105	1.7
<b>Type of equipment: DALI</b>				
090410.3L01.011	1245 100 90	766	105	1.7
090410.3L02.011	1245 100 90	766	105	1.7
<b>Type of equipment: STANDARD + through wiring (TW) 5x1,5 mm<sup>2</sup></b>				
090410.5L01.011.938	1245 100 90	766	105	1.7
090410.5L02.011.938	1245 100 90	766	105	1.7
<b>Type of equipment: DALI + through wiring (TW) 5x1,5 mm<sup>2</sup></b>				
090410.3L01.011.938	1245 100 90	766	105	1.7
090410.3L02.011.938	1245 100 90	766	105	1.7
<b>Type of equipment: STANDARD + single-sided through wiring</b>				
090410.5L01.011.828	1245 100 90	766	105	1.7
090410.5L02.011.828	1245 100 90	766	105	1.7
<b>Type of equipment: DALI + single-sided through wiring</b>				
090410.3L01.011.828	1245 100 90	766	105	1.7
090410.3L02.011.828	1245 100 90	766	105	1.7



## ACCESSORIES



□ 150020.00999

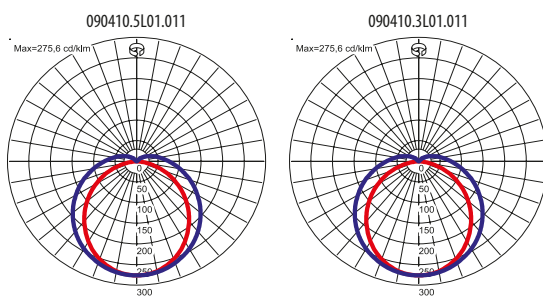
ATLANTYK 2.0 ECO LED choke



150060.00987

Gripper (1 pcs.)

## LIGHT BEAM CURVES



The luminaires are not intended for mounting in places exposed to atmospheric conditions, in car washes, in rooms where washing with pressure washers is used, in livestock rooms, in aggressive environments, etc.

Luminous flux tolerance +/- 10%.

Power tolerance +/- 5%.

Up-to-date product info and General Warranty Terms available on our website [www.luglightfactory.com](http://www.luglightfactory.com)


Detailed information on luminous fluxes and powers for individual indexes are indicated on the product data sheet.

The parameters in the data sheet are given for Ta=25°C.


**WAY OF LIGHTING**

---

090410.5L01.011



090410.3L01.011



The luminaires are not intended for mounting in places exposed to atmospheric conditions, in car washes, in rooms where washing with pressure washers is used, in livestock rooms, in aggressive environments, etc.

Luminous flux tolerance +/- 10%.

Power tolerance +/- 5%.

Up-to-date product info and General Warranty Terms available on our website [www.luglightfactory.com](http://www.luglightfactory.com)

Detailed information on luminous fluxes and powers for individual indexes are indicated on the product data sheet.

The parameters in the data sheet are given for  $T_a=25^{\circ}\text{C}$ .